



# EXHIBITION

Catalogue  
2020



## Why choose US?

We have three important values: innovation, quality and safety. Our mission is to provide the European market, with the very best in portable exhibition solutions.

## Why it is important to choose a quality design?

To provide the highest quality solutions to our clients. We source and import the best quality raw materials from around the globe and send it to you from our distribution warehouse and service center. We ensure our exhibition frames: popups, modular displays, lighting boxes and truss are delivered with outstanding service and added value.

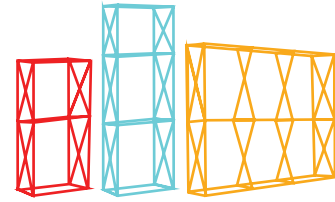


## Is it Safe?

The original idea was to design an exhibition booth for reliability, durability and product safety in a public place. Thanks to the experienced engineers and industry experts working across our entire exhibition stands range, all of our products come with a full engineering certification.

## What's new?

Our team is excited to continue evolving and improving our display technology. By our innovations, you can design your own stand and create an original and attractive design that suits you perfectly.

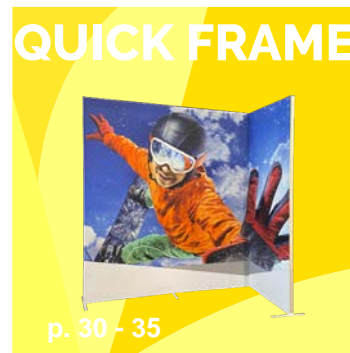



## Exhibition Catalogue

Our exhibition and event displays are ideal for showcasing your business and bring more foot traffic to your event at any time and market!

You can customize your displays, with your logo or any design to maximize your visibility. We offer a wide range of professional portable exhibition displays, pop up stands, lighting boxes, event booths and portable truss for all occasions.

Whatever your needs, our friendly customer service team are ready to be of assistance, and make your plan come together.



# MAKEUP IS MY ART

THE MOST BEAUTIFUL COSMETIC YOU CAN HAVE IS PASSION



THE MOST BEAUTIFUL COSMETIC YOU CAN HAVE IS PASSION



# MO — — DU LAR —

**Our Modular solutions are adapted to all your desires.**

The structure has an aluminum frame and combines stability and design.

You can connect several structures together to create different configurations in L or U. We offer you a wide range of accessories.

# HOW DOES IT WORK?

Our MODULAR range will give you the visibility you need.


With its silicone finishes and models, the Modular will be the best showcase for your products. The installation is very fast and does not require any tools.

The versatility makes it one of the absolute best displays on the market.



Step 1

Unfold the modular



Step 2


Build the structure



Step 3

Install the banner

Choose your options  
and add accessories:



Showcase

Shelf

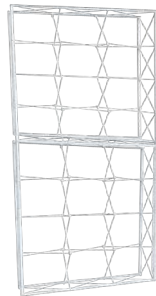
TV

Led

# CREATE - — YOUR BOOTH —



See your  
display in 3D  
before ordering



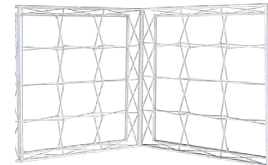
Double  
Modular



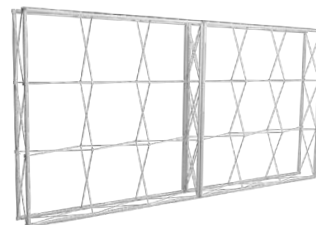
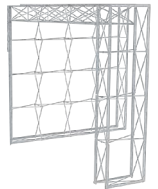
Counter

Side by Side

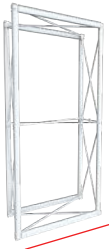
L Shapes



Bridge

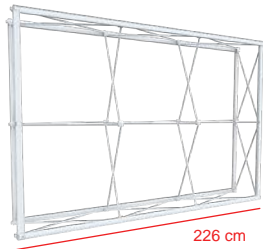


**Straight 152 cm**



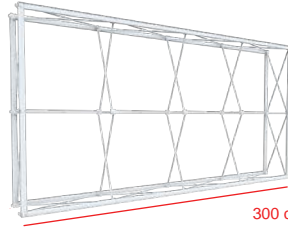
1x2

80 cm



3x2

226 cm



4x2

300 cm

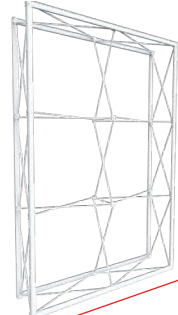
# MODULES SIZES

**Straight 226 cm**



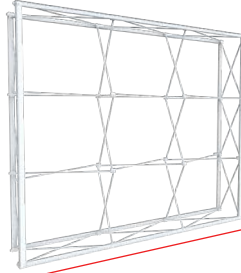
1x3

80 cm



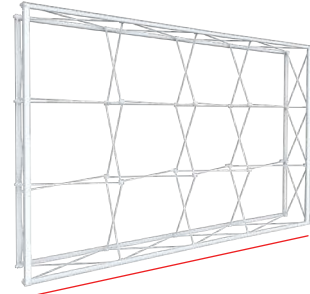
2x3

152 cm



3x3

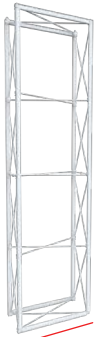
226 cm



4x3

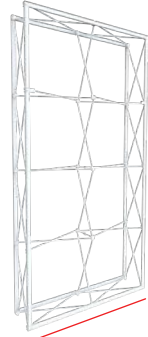
300 cm

**Straight 300 cm**




1x4

80 cm



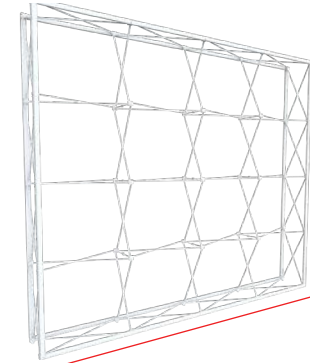
2x4

152 cm



3x4

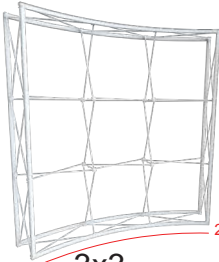
226 cm



4x4

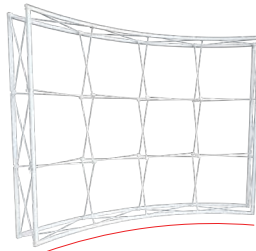
300 cm

**Curved 226 cm**



3x3

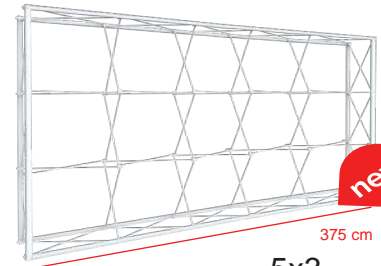
226 cm



3x4

226 cm

**NEW Straight 226**



5x3

375 cm

new



# MODULES

## OPTIONS Full Package



**Straight Package**

- Standard straight Frame
- 4 front bars, 2 back bars, 4 side bars
- Carry bag
- Front print + 2 side print



**Curved Package**

- Curved Frame
- 4 front bars, 2 back bars, 4 side bars
- Carry bag
- Front print + 2 side print



**Backlit Package**

- Plus Frame
- 4 front bars, 4 back bars, 4 side bars
- Wheeled trolley bag
- Front print + 2 side print
- Backlit curtain set



**Side Led Package**

- Plus Frame
- 4 front bars, 4 back bars, 4 side bars
- Wheeled trolley bag
- Front print + 2 side print
- Top and bottom side Led

# MO — — DU LAR —



Get inspired from our event sets which can be stand alone or be part of bigger exhibition or event booth.

Mixed it with our LED ladder light box panels and provide direct graphic illumination throughout the entire front and side graphic panels.


Design a booth with a simple backwall, L shape stand or complete booth solution with storage room, bridges and lights.



## Professional Modular 122

9m<sup>2</sup>

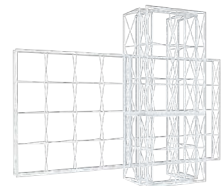
- Curved modular frame 4x3
- Modular counter




## Professional Modular 116

18m<sup>2</sup>

- Height varies stand
- Storage area with door or window curtain




Optional Door





## Professional Modular 113

18m<sup>2</sup>



- Design in U
- Storage area with door or curtain

## Professional Modular 103

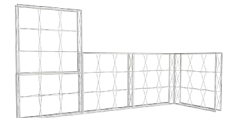
28m<sup>2</sup>



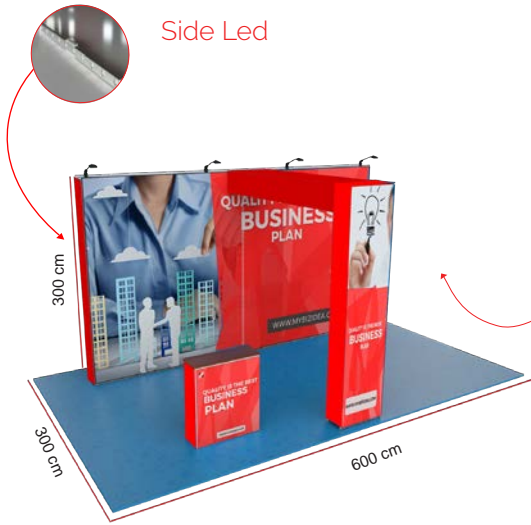
- Design in L-shape
- Led or halogen lamp - optional

## Professional Modular 104

21m<sup>2</sup>



- Design in L-shape
- Straight connector for a seamless side by side effect



Side Led

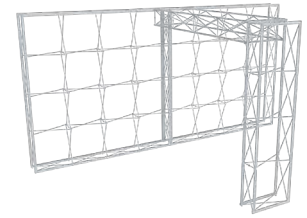
## Professional Modular 108

18m<sup>2</sup>



Bridge Led Option



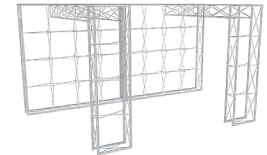
- Design with bridge
- Upper led spot - optional



## Professional Modular 110

18m<sup>2</sup>

- Design with bridge
- Upper led spot - optional



Optional Regular or Led Counter




## Professional Modular 121

45m<sup>2</sup>

- Island design
- TV - optional

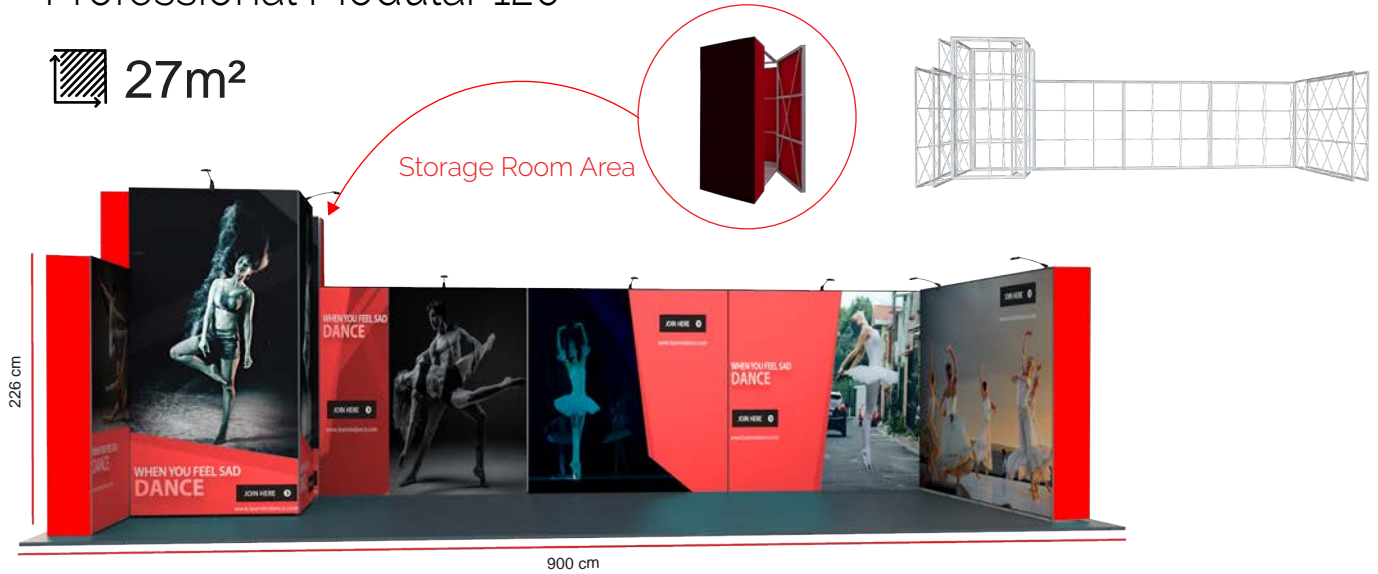


Monitor Braket for TV



# Professional Modular 120

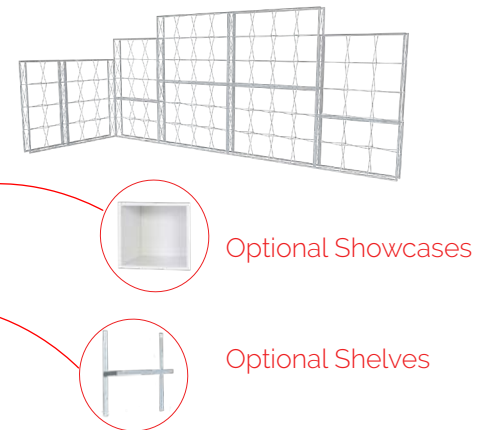
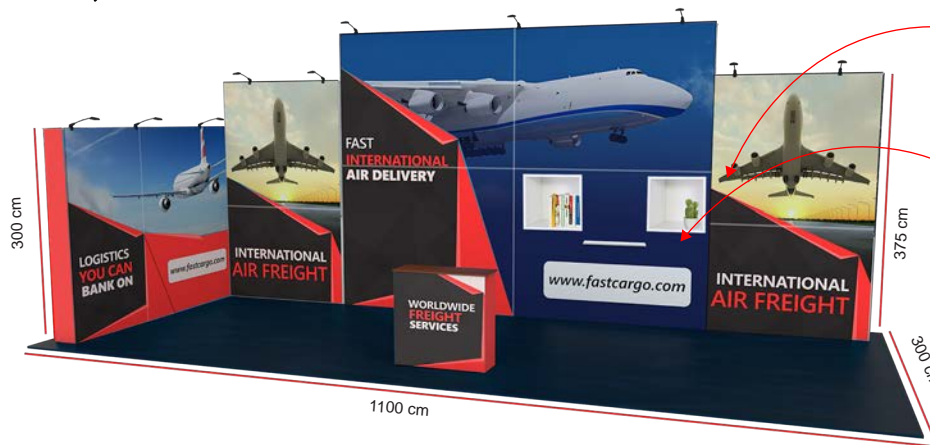
 27m<sup>2</sup>



- Design in U-shape
- Storage area with door or curtain

# Professional Modular 111



 33m<sup>2</sup>



- Mix heights stand with L-shape
- Internal showcase - optional
- External shelf - optional

# Professional Modular 119

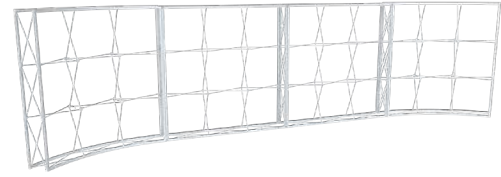
 18m<sup>2</sup>



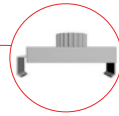
- Mix stand with backlit wall and non backlit walls
- Modular bar counter - optional
- Storage area with door or curtain

# Professional Modular 112

27m<sup>2</sup>



Straight Connector



Optional: Led or Halogen Light



- Mix stand of straight and curved frames
- Side by side connector

## Motion Modular- Dynamic Light



- System modular of 3x3 (2.25x2.25 m)
- System Motion Led
- Controller and SD card

Dynamic LED (10 programs)





# TRU — — SS

**The Truss system, is developed for the display and exhibition industry and produced with the highest quality.**

The perfect function and unique design allows the creation of custom expressions fitted to your individual needs.

There are two options available for the modular truss system, from 10 x 10 cm to 15 x 15 cm. Those modules are in black and white. You have the possibility to have a preview with 3D program and drawings.

It's made of aluminum and steel, in order to ensure strength and durability

# HOW DOES IT WORK?



Very easy to assemble and disassemble without any tools or for faster installation.

Mount the banner to the frame with the double-sided tape that is on the profile. After a twist or two, insert profile with banner in top- and bottom clips.

See your display in 3D before ordering



## 15x15 cm Truss:

foldable modules with 4 screw for connecting



Step 1

Unfold the truss

Step 1

Step 2

Connect with a screw



Step 3

Assemble the truss together



Step 4

Add the banner



## 10x10 cm Truss:

non-foldable modules with 1 screw for connecting



# TRU — — SS

We produce a wide range of light weight Truss systems that require no tools and set up incredibly fast.

From our Mini truss 10x10cm to our foldable 15x15cm truss with wide range of sizes, and accessories. Our systems allow you to create any size or design for your indoor or outdoor need.

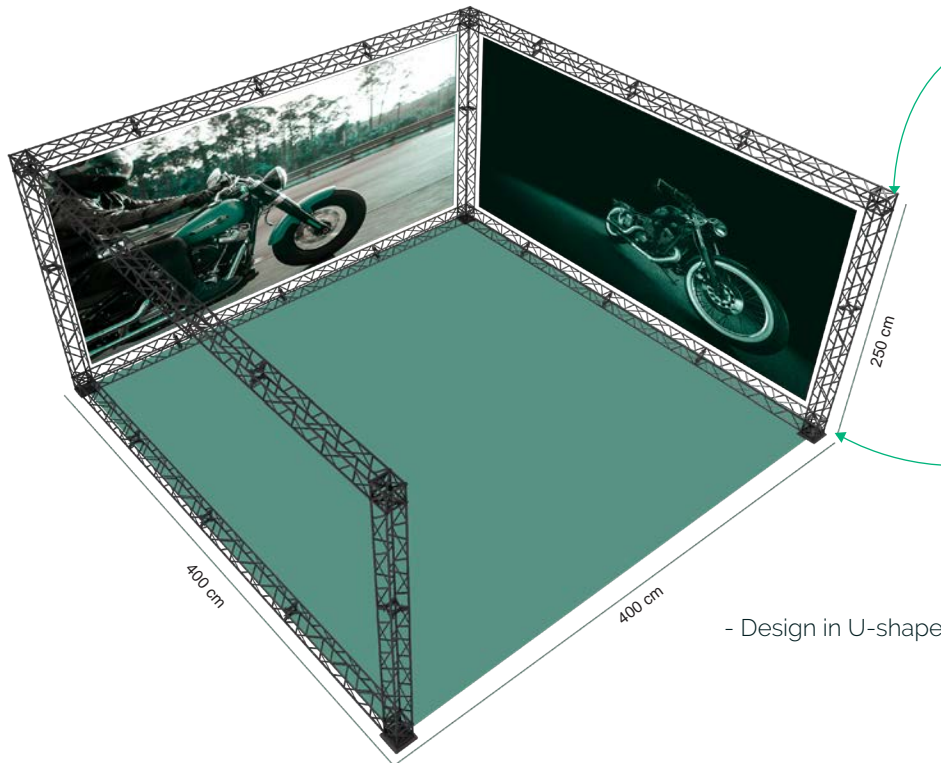
The slim design and forms make the Truss the preferred system for many high-end trademarks.

Fitted for trade shows, exhibition stands, events, and semi-outdoor use.



## Professional Truss A

 16m<sup>2</sup>



Corner Block

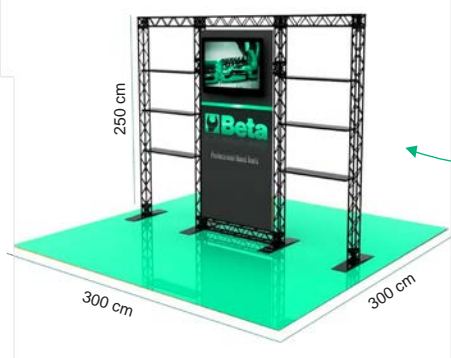


Base Regular Mounted

- Design in U-shape

## Professional Truss B

9m<sup>2</sup>

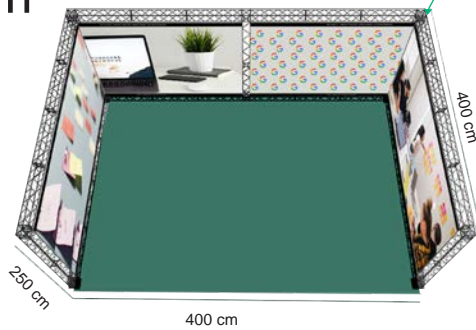


Shelf Fitting

- Design as back wall with optional shelves

## Professional Truss C

16m<sup>2</sup>




Connecting Cross

- Design in U-shape with middle pole for longer walls

## Professional Truss D


Clip For Banner



- Design in L-shape
- Special clips for easy and functional graphic design

## Professional Truss E

5m<sup>2</sup>



Acrylic Holders A4, A5, A6

Counter + 4 Feet



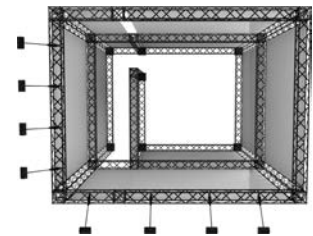

- Classic back wall for every event
- A6, A5 and A4 brochure stand as optional
- Flexibility with every counter design and every size

## Professional Truss F

5m<sup>2</sup>



Spot Led or halogen light



- Island shape design with storage room and high visual impact

## Professional Truss G

6m<sup>2</sup>



Base Regular

Or



Base Middle



- Island shape design



# LIGHT = ————— BOX

**The Light Box is the first mobile plastic lighting frame in the world.**

In contrast to sharp-edged aluminium, the plastic makes it particularly light. The individually-printed textiles make each lightbox unique.

If the message changes, easily and rapidly. The print can be changed or replaced at any time.

# HOW DOES IT WORK?

**The Light Box is the first mobile and illuminated presentation system made of plastic.**

The flexible plug-in system is based on lightweight plastic profiles covered with textile prints and backlit with integrated LED modules.

For quick assembly and dismantling, without any tools, you don't need a previous technical knowledge. All parts are packed in a practical carrying bag.



Step 1

Install the bases



Step 2

Connect the parts



Step 3

Build the structure




Step 4

Add the banner and plug-in



## Light Box 85

200 cm



#9585-200  
85x200 cm

225 cm



#9585-225  
85x225 cm

250 cm



#9585-250  
85x250 cm

# LIGHT BOX SIZES

## Light Box 100

100 cm



#9530  
100x100 cm

150 cm




#9529  
100x150 cm

200 cm



#9501-200  
100x200 cm

225 cm



#9501-225  
100x225 cm


250 cm



#9501-250  
100x250 cm

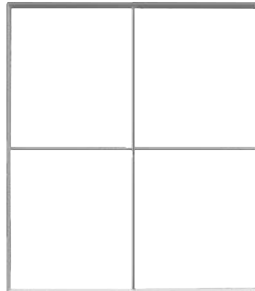
## Light Box 200

200 cm



#9502-200  
200x200 cm

225 cm



#9502-225  
200x225 cm

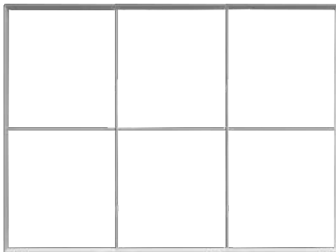
250 cm



#9502-250  
200x250 cm


## Light Box 300

200 cm



#9503-200  
300x200 cm

225 cm



#9503-225  
300x225 cm

250 cm



#9503-250  
300x250 cm

# LIGHT BOX

The Light Box is the first mobile presentation solution for temporary advertising and in the marketing industry.

Among the large number of non-illuminated display systems, the Light Box opens up a new perspective for exhibitors.

The integrated backlighting demonstrably increases the visual efficiency of advertising messages. This creates significant added value, compared to conventional banners systems.



## Professional Light Box A

 4m<sup>2</sup>



Models:	Ref:
Light box 200x250	#9502-250
Light box counter	#9510




# Professional Light Box B

 12m<sup>2</sup>


System Magnetic Connector

System Connector 90°

T Connector



Led



Foot



Cable



Models:	Ref:
T connector	#9521
Connector straight	#9514
System magnetic	#9516
Foot	#9501
Connector 90°	#9518

# Professional Light Box C

 2m<sup>2</sup>




Bridge Connector



Models:	Ref:
Light box 200x250	#9502-250
3 Light box 100x250	#9501-250
Light box counter	#9510

# Professional Light Box D

 6m<sup>2</sup>



System Connector go<sup>®</sup>




Models:	Ref:
Light box 300x250	#9503-250
3 Light box 100x250	#9501-250
Light box counter	#9510

# Professional Light Box E

 8m<sup>2</sup>



Brochure Holder



# Professional Light Box F

 6m<sup>2</sup>



Light Box Counter



Models:                      Ref:  
 2 Light box 85x250      #9501-250  
 Light box 200x250      #9502-250  
 Light box counter      #9510

# Professional Light Box G

 9m<sup>2</sup>



Models:                      Ref:  
 2 Light box 100x225      #9501-225  
 Light box 200x225      #9503-225  
 Light box counter      #9510

Models:                      Ref:  
 2 Light box 300x250      #9503-250  
 Light box counter      #9510



# QUICK

---

# FRAME

---

**Meet our Newest Expo Frame: Quick Frame 40!**

A lightweight, thin and very versatile portable exhibition solution. It has a strong Aluminium frame and is only 4 cm wide.

It is double-sided and comes in many sizes. This means it has a lot of possibilities and it's suitable for many different booth styles. Easy to assemble and disassemble. Carry bag included.

# HOW DOES IT WORK?

## Meet our Newest Expo Frame: Quick Frame 40!

A lightweight, thin and very versatile portable exhibition solution. It has a strong Aluminium frame and is only 4 cm wide.

It is double-sided and comes in many sizes. This means it has a lot of possibilities and it's suitable for many different booth styles. Easy to assemble and disassemble. Carry bag included.

Install the bases

Connect the parts

Build the structure



Add the banner

Step 1

Step 2

Step 3

Step 4




No tools needed

Click System



# QUICK FRAME 40 OPTIONS



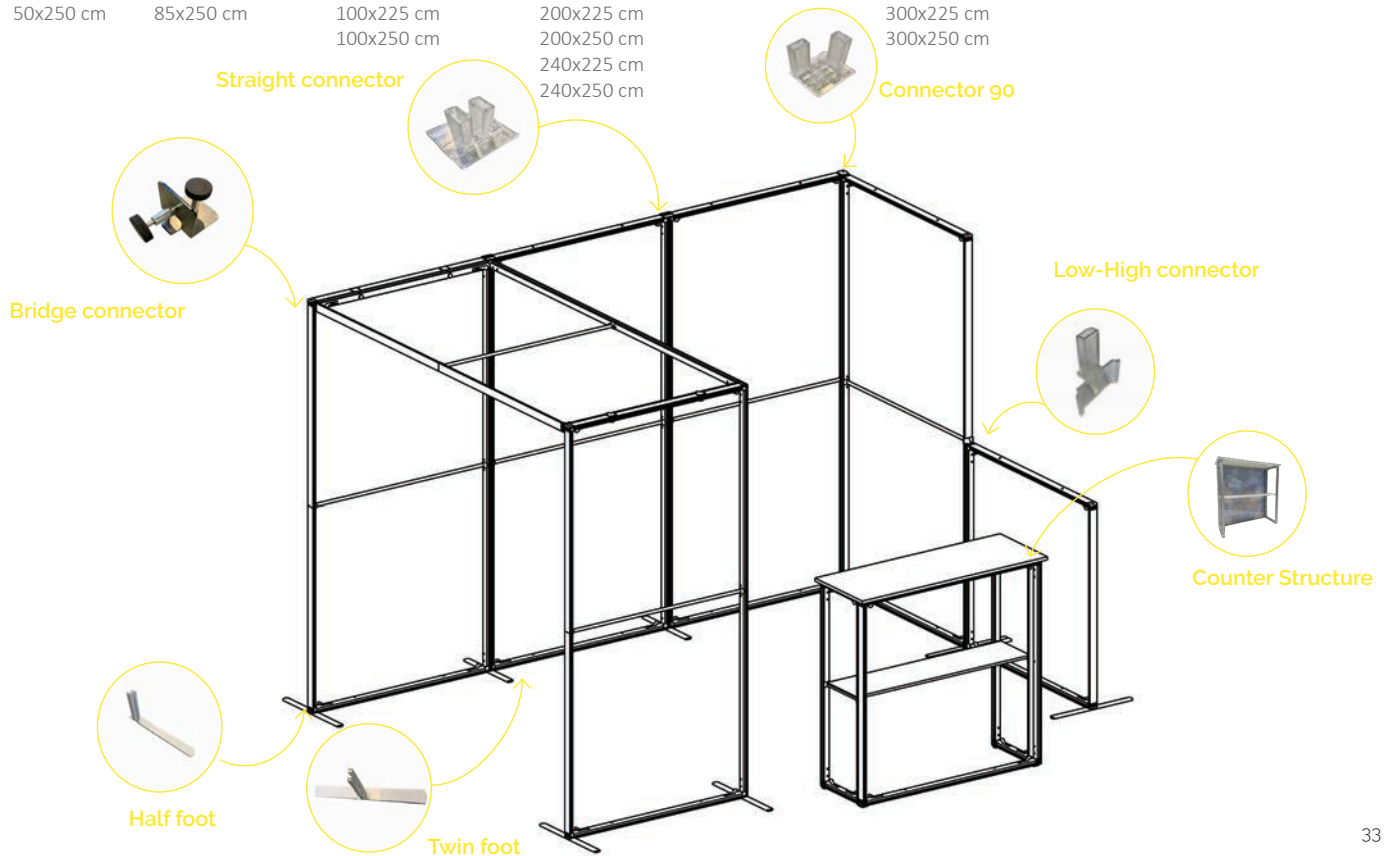
Sizes:  
50x225 cm  
50x250 cm

Sizes:  
85x225 cm  
85x250 cm

Sizes:  
100x200 cm  
100x225 cm  
100x250 cm

Sizes:  
200x200 cm  
200x225 cm  
200x250 cm  
240x225 cm  
240x250 cm

Sizes:  
300x200 cm  
300x225 cm  
300x250 cm

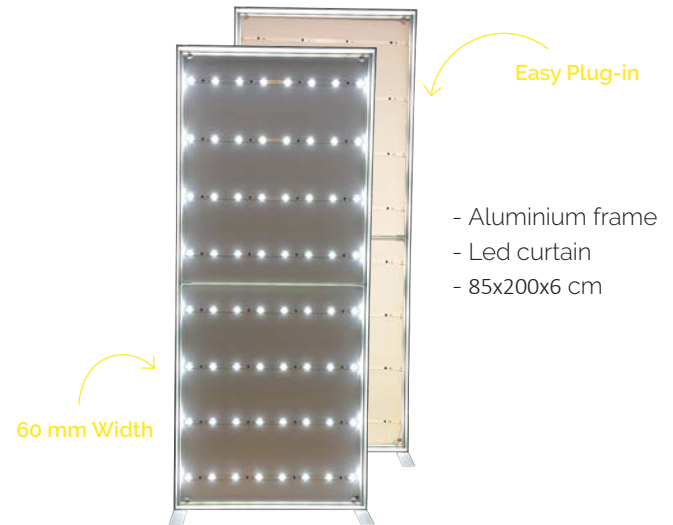


# QUICK FRAME 60 LED

Our new Quick Frame 60 Led and dynamic systems are the technology of the future for your stands, events, and stores.

The Quick Frame 60 will make all your designs shine! Only 6 cm thick and made of a strong and lightweight aluminum frame.

Choose a Frame with Led Curtain or dynamic leds for a bright illuminated display. With an illuminated display you will definitely stand out!



- Aluminium frame
- Led curtain
- 85x200x6 cm




# QUICK FRAME 60 DYNAMIC




60 mm Width

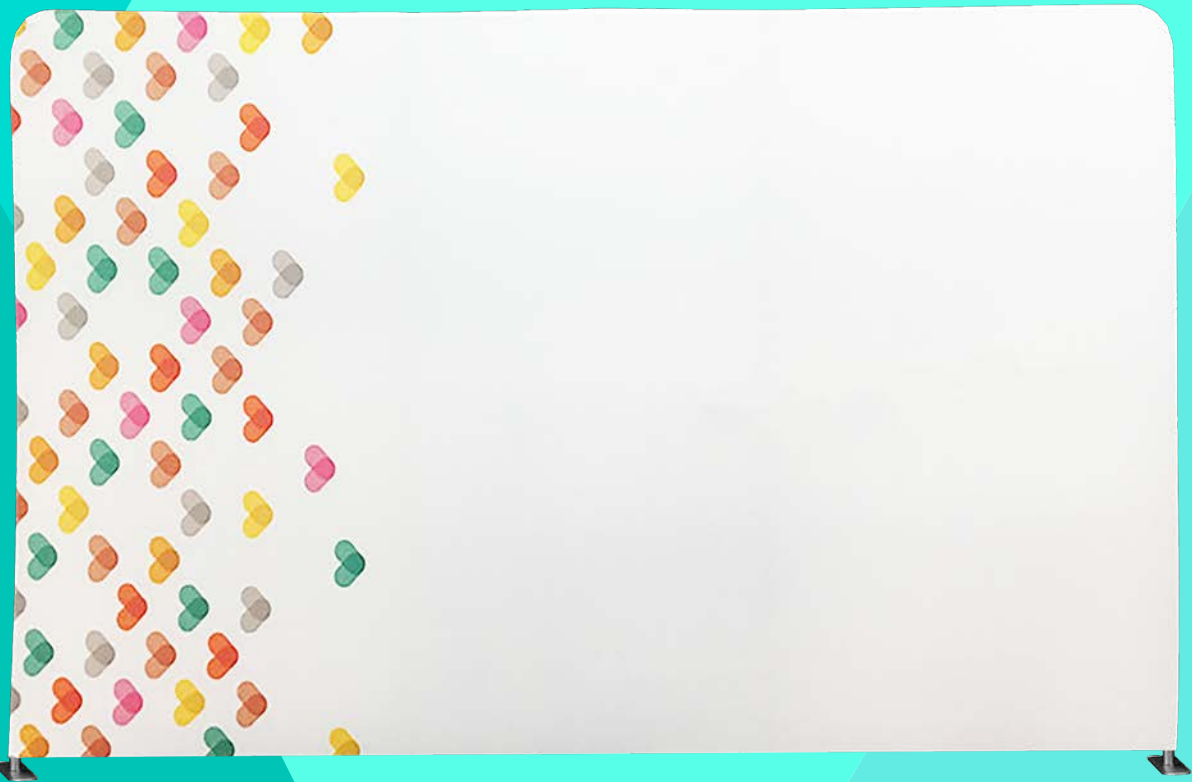
Dynamic Light Kit



- Aluminium frame
- Dynamic Light
- 85x200x6 cm
- Multiple programs uploaded on the remote system

Design your dynamic frame





# TU — — BE

**Tubes fabric displays are one of the most popular walls within the fabric range.**

Available in several sizes and shapes, our tube fabric displays are strong and sturdy. The tubes are extremely lightweight and portable, which allows a quick and simple installation.

Tube fabric displays are the perfect solutions for large seamless fabric displays.

# HOW DOES IT WORK?



**Our tube tension fabric systems, are a great alternative to standard backwall displays.**

Quickly assembled in just 5 minutes. Just slide the tubes together to build the frame and lock them in place with a push button snap.

After that, simply pull the pillowcase-like graphic over the frame and zip it. The zipper, hidden from view, tightens the stretch fabric displaying your image. Disassembled, this lightweight frame and graphic fits inside its included bag.



Step 1



Install the base

Step 2




Connect the parts

Step 3

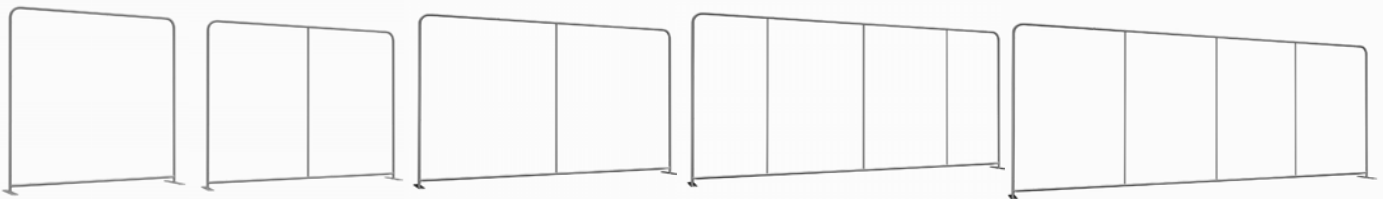


Build the structure



# TUBES SIZES

## Tube Straight



#2603-240  
240x228x48 cm


#2603-300  
300x228x48 cm

#2603-400  
400x228x48 cm

#2603-500  
500x228x48 cm

#2603-600  
600x228x48 cm

## Tube Oval

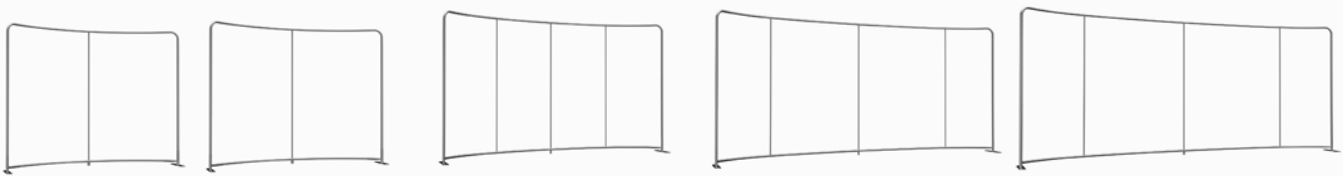


#2604-240  
240x228x48 cm

#2604-300  
300x228x48 cm

#2604-400  
400x228x48 cm

## Tube Curved



#2606-240  
240x228 cm

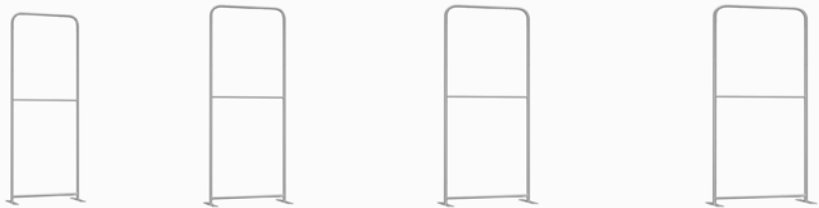
#2606-300  
300x228 cm

#2606-400  
400x228 cm

#2606-500  
500x228 cm

#2606-600  
600x228 cm

## Tube Presto



#2605-60  
60x228x45 cm

#2605-120  
120x228x45 cm

#2605-150  
150x228x45 cm

#2605-90  
90x228x45 cm

# TU — BE



The tube display create more of an impact on your stand.

You can choose between a straight wall, a curved wall, or a C-shaped wall. Unique, simple and beautiful

You also have the option of the Tower wall, a great alternative to standard backwall displays, tool-free confectioning with the front panels. The very durable design comes with a soft touch and can be washed.



## Tower wall



Models:	Measures:	Ref:
Tower wall	130x245 cm	2603-2
Straight 400	400x228x48 cm	2603-300



## Bridge wall

Option to add TV or Shelves



Models:	Measures:	Ref:
Bridge L	100x230x260 cm	2603-2
Bridge S	75x230x60 cm	2603-3
Straight 400	400x228x48 cm	2603-400



## Arch wall



Models:	Measures:	Ref:
Arch square	300x100x240 cm	2611
Arch + banner	300x100x240 cm	2611-1

## Professional straight tube



Shelves options  
with or without  
TV bracket

Models:	Measures:	Ref:
Straight 240	240x228x48 cm	2603-240
Straight 300	300x228x48 cm	2603-300
Straight 400	400x228x48 cm	2603-400
Straight 500	500x228x48 cm	2603-500
Straight 600	600x228x48 cm	2603-600
Shelves	71x230 cm	2610-3

## Professional presto tube

Presto Light Feet

Models:	Measures:	Ref:
Tube Presto 60	60x228x45 cm	2605-60
Tube Presto 90	90 x228x45 cm	2605-90
Tube Presto 120	120x228x45 cm	2605-120
Tube Presto 150	150x228x45 cm	2605-150



## Professional oval tube



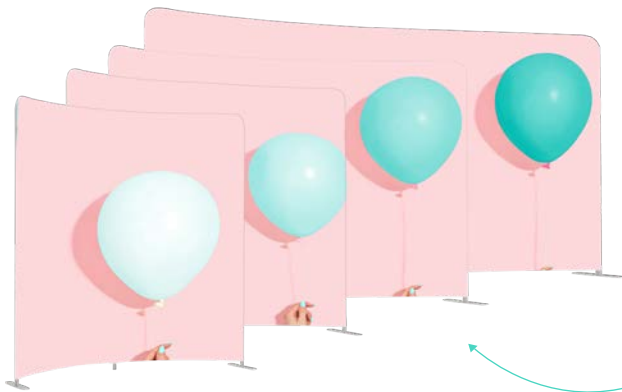
Oval Light Feet

Models:	Measures:	Ref:
Oval 240	240x228x48 cm	2604-240
Oval 300	300x228x48 cm	2604-300
Oval 400	400x228x48 cm	2604-400



Wheeled Trolley Bag - Optional

## Professional curved tube



Curved Light Feet



Models:	Measures:	Ref:
Curved 300	300x228 cm	2606-300
Curved 400	400x228 cm	2606-400
Curved 500	500x228 cm	2606-500
Curved 600	600x228 cm	2606-600

## Professional tube column

Models:	Measures:	Ref:
Tube column 228	90x90x228 cm	2613-228
Tube column 300	90x90x300 cm	2613-300



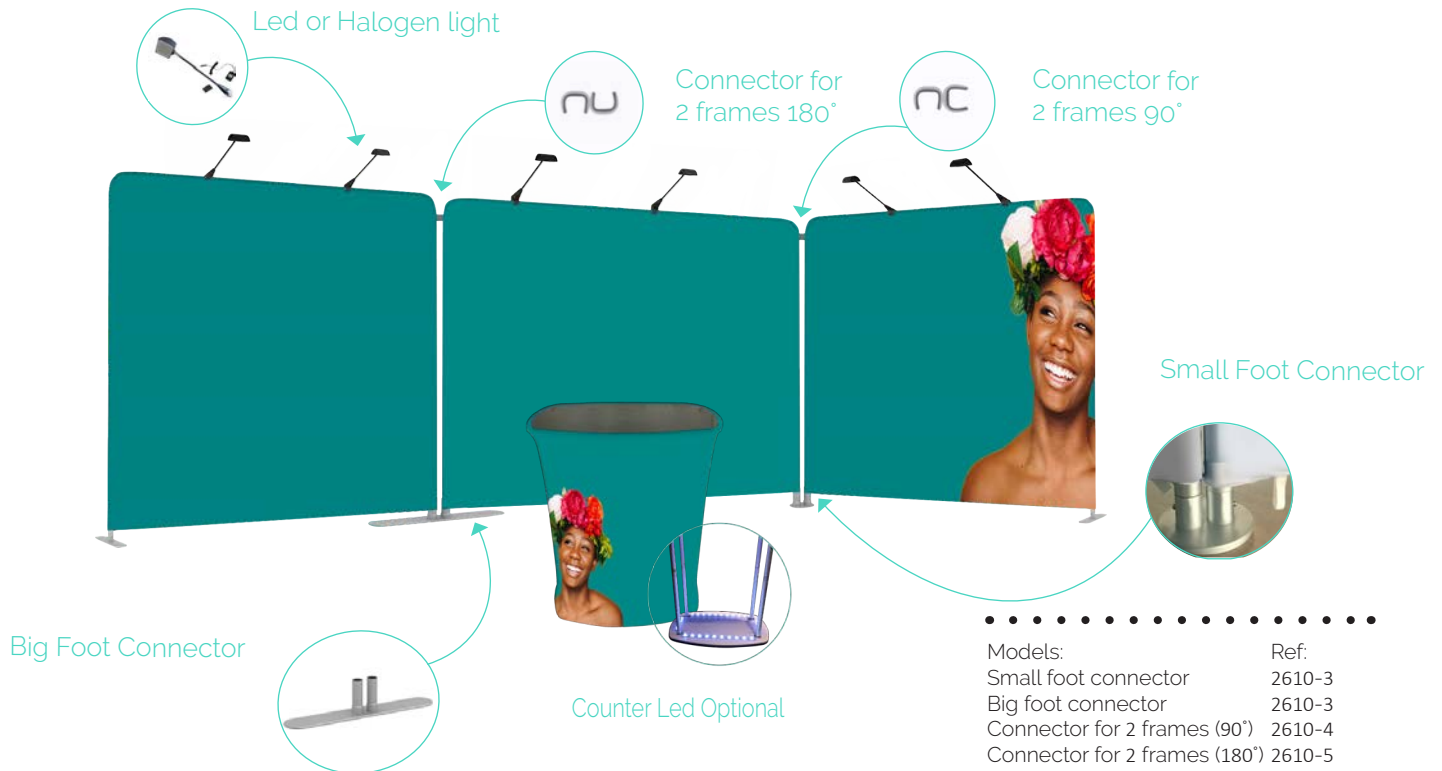
# Professional semi-circle model A - B



## Professional L shape

.....

Models:	Measures:	Ref:
Semi circle model A	300x249 cm	2612-A
Semi circle model B	298x249 cm	2612-B



.....

Models:	Ref:
Small foot connector	2610-3
Big foot connector	2610-3
Connector for 2 frames (90°)	2610-4
Connector for 2 frames (180°)	2610-5
150W halogen light	2904
Straight tube counter	4007-STR
Straight led tube counter	4007-LED

## Professional tube A

27m<sup>2</sup>



- Design with 3 straight tubes. 2 tubes of 240 cm and 1 tube of 400 cm
- Optional: TV bracket, counter, halogen light

## Professional tube B


18m<sup>2</sup>



- Design with a straight tube of 600 cm
- Optional: led or halogen light and counter

## Professional tube C

12m<sup>2</sup>



Connector for  
2 frames 180°

Connector for  
2 frames 180°

Tower Shape

- Design with a straight tube of 240cm and a Tower
- Adjust with a connector between them
- Optional TV bracket and counter

## Professional tube D

9m<sup>2</sup>




Bridge + optional TV

- Design with a straight tube of 300cm and a bridge

## Professional tube E

9m<sup>2</sup>




Counter Led Optional

- Design with a straight tube of 240cm
- Optional counter with or without Led



# CU — BE



**Easy Cubes, search for perfection in a simplified, homogeneous and aesthetic format.**

Unleash your creativity and discover an exciting world of branding possibilities. Easy Cubes are made with an interchangeable cover, which gives them a dynamic and aesthetic appearance.

Transform your exhibition modules into totally new and modern styles.


# HOW DOES IT WORK?



Quality is the key word of Easy Cubes. Made in Belgium from solid and durable materials, they are easy to clean and ensure the reliability and resistance.

Easy Cubes are only composed of 3 intuitive pieces. They are extremely easy to use compared to traditional fastening systems, thanks to their fast assembly and lightweight materials.

They are assembled in just a few minutes. The interchangeable parts make it easy to use, maintain and reconfigure your displays.



Step 1

Install the base

Step 2

Put them together

Step 3

Build your cubes





# CUBES PIECES

## Cube



#6600-W  
White cube



#6600-B  
Black cube



#6600-PR  
Printed cube

## Cover



#6602-W  
White cover



#6602-B  
Black cover



#6602-FP  
Printed cover

## Acrylic




#6600-A  
Close-acrylic cube 20 cm  
Close-acrylic cube 40 cm



#6600-A+  
Open acrylic cube 30 cm

## Floor



#6601-W  
White floor



#6601-B  
Black floor

## Ramp



#6601-RAMP-W  
White ramp



#6601-RAMP-B  
Black ramp

## Corner



#6601-CORNER-W  
Corner white



#6601-CORNER-B  
Corner black

# CUBE

**Easy Cubes allow you to combine everything together.**

Easy Cubes offer a modular display system that combines aesthetics and practical flexibility. Our Easy Cubes have a modern-look and eye-catching design, that are great for displaying products.

With the use of just a few accessories you can create a truly unique stand and have complete control over the construction and dismantling.



## Professional cube A



Models:	Ref:
White cover glossy	6602-W
Black cover glossy	6602-B
Print cover	6602-FP




## Professional cube B



## Professional cube C



### Acrylic Box



.....

Models:	Ref:
White cube	6600 - W
Black cube	6600 - B
Acrylic cube 20 cm	6600 - A
Acrylic cube 40 cm	6600 - A+
Open acrylic cube 30 cm	6600 - A++



## Professional cube D



## Professional cube E




Ramps

- .....
- | Models:      | Ref:          |
|--------------|---------------|
| White ramp   | 6601-RAMP-W   |
| Black ramp   | 6601-RAMP-W   |
| Corner white | 6601-CORNER-W |
| Corner black | 6601-CORNER-B |

# Professional cube F



Wood Cover



Models:      Ref:  
Print cover   6602-FP

# Professional floor



Floor Panel

Models:      Ref:  
White floor   6601-W  
Black floor   6601-B



# FURNI— —TURES

**We also offer additional supplies that will allow you to customize your spaces, making them more accommodating.**

Additions is a large range practical furnitures, and counters systems. Additions was taylordeed for making your space more valuable, with a touch of personalization and design.

We have designed unique products on the market, easy to store, foldable, solid, for your events.

# FURNI— —TURES

**We love to design furnitures.**

We can also provide simple, flexible and durable supplies. They will save you, up to 97% of storage transport. We won the Dutch Design Award for the Flux Chair.

Different colors are available, and zero tools are needed to build all of our Additions furnitures.



## Flux foldable chairs



Models:	Measures:	Ref:
Pure white	76x84x67 cm	FCH-0001
Jet black	76x84x67 cm	FCH-0002
Bright orange	76x84x67 cm	FCH-0003
Classic red	76x84x67 cm	FCH-0004



Foldable as a giant envelope





Foldable Option

## Arc bar



Models:	Measures:	Ref:
White bar	100x100x54 cm	FBA-0001
Black bar	100x100x54 cm	FBA-0002

## Coffee table



Models:	Measures:	Ref:
Small table coffee	60x60x40 cm	FCS-0001
Big table coffee	80x60x40 cm	FCB-0002



## Column



.....

Models:	Measures:	Ref:
White column	53x65x109 cm	FCO-0001
Black column	53x65x109 cm	FCO-0002

## Column & acrylic



.....

Models:	Measures:	Ref:
Box presenter	30x30x60 cm	BLP01
Presenter oak	30x30 cm	BLP11
Box display acrylics	35,5x39x50 cm	BPL21




# Light box counter



Models: Light box counter  
 Ref: #156005

# Modular counter




Models: Led counter  
 Measures: 100x100x33 cm  
 Ref: #2401  
 Modular counter 100x100x33 cm #2402

# Mega counter



Storage Counter

# Mega double counter



Portable Counter

Models: Mega counter  
 Measures: 125x24x96,50 cm  
 Ref: #4006  
 Double counter 250x24x96,50 cm #4007

